

## Features

Use: Indoor  
 Type of installation: RECESSED INTO PLASTERBOARD, SUSPENDED, CEILING MOUNTED  
 Emission: DIRECT  
 Optics: OPAL  
 Colour: WHITE  
 Dimming: PUSH, DALI  
 Emergency: WITH ACCESSORY  
 L: 595mm  
 A: 595mm  
 H: 10mm  
 Warranty: 5 years  
 Weight: 2.8kg

## Tech data

Luminaire input power: 39W  
 Luminaire luminous flux: 3343lm  
 Luminous flux in emergency: 1h: 12% / 3h: 5%  
 IP: 40  
 Insulation class: I  
 Supply voltage: 950mA aliment.incluso  
 UGR: <19  
 IK: 07  
 SELV: Si

## Source

Light source: LED  
 Source power: 35W  
 Source luminous flux: 4020lm  
 Colour temperature: 3000K  
 CRI: >80  
 Colour tolerance: 3 Step MacAdam  
 LED lifespan: 50000h L80 B20

## Compliance

CEI EN 60598-1:2021 + A11:2023, CEI EN 60598-2-1:2022, CEI EN 60598-2-2:2012

## Standards



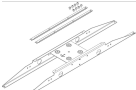


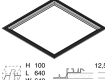

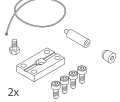


Photobiological risk: RISK GROUP 0 Certified fixture in EXEMPT GROUP, in accordance with CEI EN 62471:2010-01, IEC TR 62778:2014.  
 CAM edilizia: The product complies with the requirements for public buildings, ministerial decree of 23rd June 2022 n.256.

## Average luminance

Average luminance limits for DSE workstation 65°(in accordance to EN 12464-1:2012).

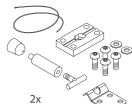


**MOUNTING ACCESSORIES**

	KIT ALIMENTAZIONE L1200 5P BIA	<b>108921.01</b>
	BOX PER INST. PLAFONE THE PANEL 600X600	<b>102086.01</b>
	THE PANEL: STAFFE PLAFONE 600/1200	<b>16213.99</b>
	THE PANEL: N.4 SOSP. SNODATE L3000	<b>16230.99</b>
	KIT ALIMENTAZIONE L3000 5P BIA	<b>108922.01</b>
	THE PANEL 2: KIT INST.INC.RAS.CART.600	<b>102028.99</b>
	THE PANEL: KIT MOLLE INC.CART.600/1200	<b>16215.99</b>
	THE PANEL: N.2 GIUNTI+N.2 SOSP.L3000 AN.	<b>16227.96</b>
	THE PANEL: N.2 GIUNTI NON SOSPESI	<b>16232.96</b>
	THE PANEL: SNODO 600+N.2 SOSP.L3000 BIA.	<b>16228.01</b>
	THE PANEL 2: KIT BIN.600X600 3P+DALI	<b>102055.01</b>



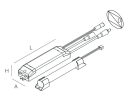
THE PANEL 2: KIT ANTIC. L3000 +MORS.

**102031.99**

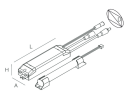
THE PANEL: N.2 GIUNTI SNODATI L3000

**16231.96**

THE PANEL: KIT SOSP.600/1200 CAVI 4X3MT

**16223.99****EMERGENCY ACCESSORIES**

THE PANEL 2: EMER.INC.3H 10/54VDC

**1020A5.99**

THE PANEL 2: EMER.INC.1H 10/54VDC

**1020A4.99**