

## Features

Use: Indoor  
Type of installation: WALL, RECESSED INTO PLASTERBOARD, SUSPENDED, CEILING MOUNTED, TRACK  
Emission: DIRECT  
Optics: MICROPRISMATIZED  
Colour: CAPPUCINO  
Dimming: ON/OFF  
Emergency: NO  
L: 1400mm  
A: 53mm  
H: 69mm  
Made in: ITALY  
Warranty: 5 years  
Weight: 3.5kg

## Tech data

Luminaire input power: 34.4W  
Luminaire luminous flux: 2943lm  
IP: 40  
Insulation class: I  
No. of driver per product: 1  
Supply voltage: 220-240V 50/60Hz  
UGR: <19  
SELV: Si

## Source

Light source: LED  
Source power: 30W  
Colour temperature: 4000K  
CRI: >90  
Colour tolerance: 3 Step MacAdam  
LED lifespan: 50000h L90 B10

## Compliance

CEI EN 60598-1:2021 + A11:2023, CEI EN 60598-2-1:2022, CEI EN 60598-2-2:2012

## Standards

Photobiological risk: RISK GROUP 0 Certified fixture in EXEMPT GROUP, in accordance with CEI EN 62471:2010-01, IEC TR 62778:2014.  
CAM edilizia: The product complies with the requirements for public buildings, ministerial decree of 23rd June 2022 n.256.

## Average luminance

Average luminance limits for DSE workstation 65°(in accordance to EN 12464-1:2012).

[HERO: View more product info](#)

# HERO

108616.21 + 108911.99

HERO: 30W 4K 1400 CAP + HERO: DIFF.MICROPRISM. PER 1400



**novalux**  
ITALIAN LIGHTING DESIGN SINCE 1948



## Features

Use: Indoor  
Optics: MICROPRISMATIZED  
L: 1400mm  
A: 48mm  
H: 6mm  
Made in: ITALY  
Warranty: 5 years  
Weight: 0.2kg

## Tech data

IP: 40  
UGR: <19

## Average luminance

Average luminance limits for DSE workstation 65°(in accordance to EN 12464-1:2012).



Novalux S.r.l. via Marzabotto, 2 40050 Funo di Argelato (BO) Italy  
Tel: +39 051 860558 · Fax +39 051 6647859 · Mail: info@novalux.it · VAT number 00536541204 · novalux.com  
Company subject to the management and coordination by SLV GmbH







This technical data sheet is owned by Novalux S.r.l., all rights reserved. Novalux S.r.l. reserves the right to make changes without prior notice.  
Last update: 6/8/2025, 13:15:22

### COMPLETION ACCESSORIES

	HERO: MOD.CIECO ANG.SX 150 CAP	<b>108677.21</b>
	HERO: MOD.CIECO 1120 CAP	<b>108679.21</b>
	HERO: MOD.CIECO 1680 CAP	<b>108681.21</b>
	HERO: COPPIA TESTATE CAP	<b>108684.21</b>
	HERO: MOD.CIECO 1400 CAP	<b>108680.21</b>
	HERO: MOD.CIECO 250 CAP	<b>108676.21</b>
	HERO: MOD.CIECO ANG.DX 150 CAP	<b>108678.21</b>

### MOUNTING ACCESSORIES

	HERO: SOSPL3000 1PZ TESTA W.G.BASSO	<b>108685.99</b>
	ALL-TRACK: COPPIA ADATT. 3P BIA	<b>106722.01</b>
	KIT ALIMENTAZIONE L1200 3P CAP	<b>108919.21</b>

	KIT ALIMENTAZIONE L1200 3P BIA	<b>108919.01</b>
	ALL-TRACK: COPPIA ADATT. 3P NER	<b>106722.02</b>
	HERO: SPESS. CARTONG. 10MM 2PZ.	<b>108689.99</b>
	HERO: SOSP.L3000 1PZ UNIONE W.G.BASSO	<b>108686.99</b>
	KIT ALIMENTAZIONE L3000 3P CAP	<b>108920.21</b>
	HERO: SOSP.L3000 1PZ TESTA W.G.ALTO	<b>1086A1.99</b>
	KIT ALIMENTAZIONE L3000 3P BIA	<b>108920.01</b>
	HERO: KIT INCASSO LED (1X)	<b>108688.99</b>
	HERO: SOSP.L3000 1PZ UNIONE W.G.ALTO	<b>1086A2.99</b>
	HERO: STAFFA PARETE "L" CAP	<b>108687.21</b>