

HERO

108644.20 + 108905.99

HERO: 48W 2.7K 2240 DALI CAF + HERO: DIFF. OPALE PER 2240



novalux
ITALIAN LIGHTING DESIGN SINCE 1948



Features

Use: Indoor
Type of installation: WALL, RECESSED INTO PLASTERBOARD, SUSPENDED, CEILING MOUNTED, TRACK
Emission: DIRECT
Optics: OPAL
Colour: CAFFE
Dimming: PUSH, DALI
Emergency: NO
L: 2240mm
A: 53mm
H: 69mm
Made in: ITALY
Warranty: 5 years
Weight: 5.6kg

Tech data

Luminaire input power: 57.6W
Luminaire luminous flux: 3818lm
IP: 40
Insulation class: I
No. of driver per product: 2
Supply voltage: 220-240V 50/60Hz
SELV: Si

Source

Light source: LED
Source power: 48W
Colour temperature: 2700K
CRI: >90
Colour tolerance: 3 Step MacAdam
LED lifespan: 50000h L90 B10

Compliance

CEI EN 60598-1:2021 + A11:2023, CEI EN 60598-2-1:2022, CEI EN 60598-2-2:2012

Standards

Photobiological risk: RISK GROUP 0 Certified fixture in EXEMPT GROUP, in accordance with CEI EN 62471:2010-01, IEC TR 62778:2014.
CAM edilizia: The product complies with the requirements for public buildings, ministerial decree of 23rd June 2022 n.256.

[HERO: View more product info](#)



Novalux S.r.l. via Marzabotto, 2 40050 Funo di Argelato (BO) Italy
Tel: +39 051 860558 · Fax +39 051 6647859 · Mail: info@novalux.it · VAT number 00536541204 · novalux.com
Company subject to the management and coordination by SLV GmbH

This technical data sheet is owned by Novalux S.r.l., all rights reserved. Novalux S.r.l. reserves the right to make changes without prior notice.
Last update: 6/8/2025, 13:18:07








HERO

108644.20 + 108905.99



HERO: 48W 2.7K 2240 DALI CAF + HERO: DIFF. OPALE PER 2240

novalux
ITALIAN LIGHTING DESIGN SINCE 1948

COMPLETION ACCESSORIES

	HERO: MOD.CIECO 250 CAF	108676.20
	HERO: MOD.CIECO 1400 CAF	108680.20
	HERO: MOD.CIECO ANG.SX 150 CAF	108677.20
	HERO: MOD.CIECO 1680 CAF	108681.20
	HERO: COPPIA TESTATE CAF	108684.20
	HERO: MOD.CIECO ANG.DX 150 CAF	108678.20
	HERO: MOD.CIECO 1120 CAF	108679.20

MOUNTING ACCESSORIES

	KIT ALIMENTAZIONE L1200 5P BIA	108921.01
	HERO: SOSPL.3000 1PZ TESTA W.G.BASSO	108685.99
	KIT ALIMENTAZIONE L3000 5P BIA	108922.01



Novalux S.r.l. via Marzabotto, 2 40050 Funo di Argelato (BO) Italy
Tel: +39 051 860558 · Fax +39 051 6647859 · Mail: info@novalux.it · VAT number 00536541204 · novalux.com
Company subject to the management and coordination by SLV GmbH

This technical data sheet is owned by Novalux S.r.l., all rights reserved. Novalux S.r.l. reserves the right to make changes without prior notice.
Last update: 6/8/2025, 13:18:07

HERO

108644.20 + 108905.99

HERO: 48W 2.7K 2240 DALI CAF + HERO: DIFF. OPALE PER 2240

novalux
ITALIAN LIGHTING DESIGN SINCE 1948



KIT ALIMENTAZIONE L3000 5P CAF

108922.20



HERO: SPESS. CARTONG. 10MM 2PZ.

108689.99



HERO: SOSPL3000 1PZ UNIONE W.G.BASSO

108686.99



ALL-TRACK: COPPIA ADATT. 3P+DALI NER

106723.02



HERO: STAFFA PARETE "L" CAF

108687.20



ALL-TRACK: COPPIA ADATT. 3P+DALI BIA

106723.01



HERO: SOSPL3000 1PZ TESTA W.G.ALTO

1086A1.99



KIT ALIMENTAZIONE L1200 5P CAF

108921.20



HERO: KIT INCASSO LED (1X)

108688.99



HERO: SOSPL3000 1PZ UNIONE W.G.ALTO

1086A2.99



Novalux S.r.l. via Marzabotto, 2 40050 Funo di Argelato (BO) Italy
Tel: +39 051 860558 · Fax +39 051 6647859 · Mail: info@novalux.it · VAT number 00536541204 · novalux.com
Company subject to the management and coordination by SLV GmbH

This technical data sheet is owned by Novalux S.r.l., all rights reserved. Novalux S.r.l. reserves the right to make changes without prior notice.
Last update: 6/8/2025, 13:18:07